



Google Scholar : Your Gateway to Academic Knowledge

Discover the power of Google Scholar in facilitating academic research.
Explore its features, benefits, and tips to maximize its potential.

ویژه هیئت علمی، دستیاران و دانشجویان پزشکی
فاطمه شکاری، کتابخانه بیمارستان شهید بهشتی،
10 دی ماه 1402 ساعت 9
سالن کنفرانس مرکز آموزشی درمانی شهید بهشتی

Introduction

<https://scholar.google.com/>

1 Importance of Google Scholar

Discover why Google Scholar is a valuable resource for researchers, academics, and students with its wide range of scholarly articles.

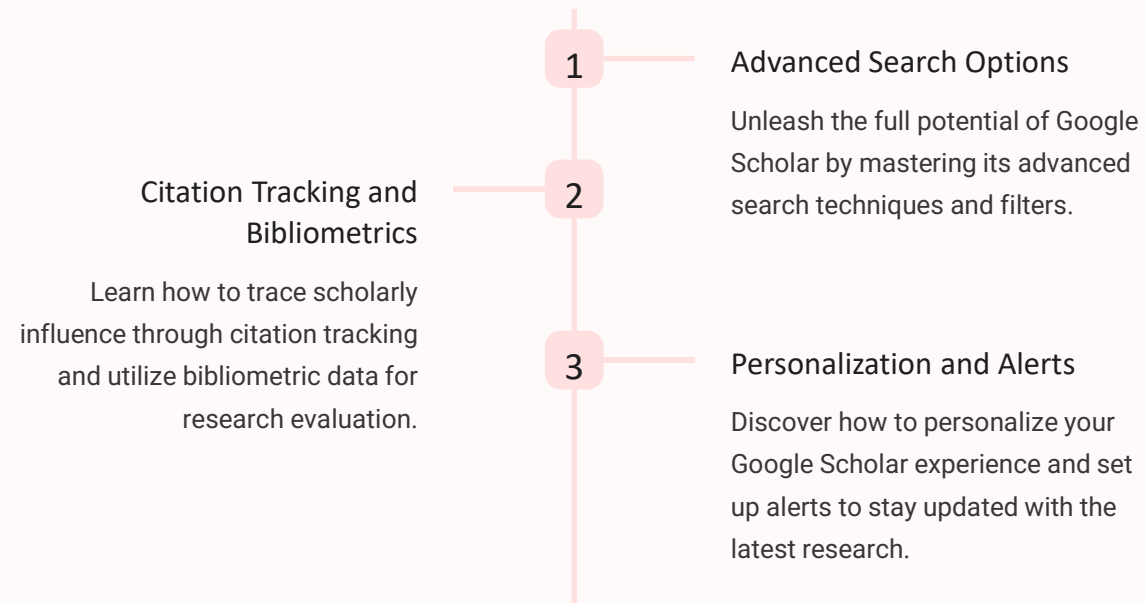
2 Overview of Google Scholar

Learn what exactly Google Scholar is and explore its key features and benefits.

3 Searching in Google Scholar

Master basic search techniques and explore advanced search options and filters to find the most relevant articles.

Features of Google Scholar



Benefits of Using Google Scholar



Access to Diverse Research Resources

Tap into a vast array of academic publications, journals, and conference papers at your fingertips.



Time-Saving Features for Academic Research

Discover how Google Scholar's efficient search capabilities save valuable time in the research process.



Enhancing Research Visibility and Impact

Learn how Google Scholar can increase the visibility and impact of your scholarly work, reaching a global audience.

Engaging with Research



Exploring Diverse Fields

Discover a vast array of research from different disciplines and explore exciting new areas of knowledge.



Hands-On Approach

Learn how to apply the knowledge gained from research to real-life scenarios and make a meaningful impact.



Collaborative Learning

Engage with fellow researchers and exchange ideas in study groups and collaborative projects.



Tips and Best Practices for Using Google Scholar

1 Effective Search Techniques and Filters

Master the art of crafting precise search queries and leveraging filters to refine your search results.

2 Evaluating and Verifying Sources

Develop critical appraisal skills to evaluate the reliability and credibility of sources found on Google Scholar.

3 Managing and Organizing Search Results

Discover tips to efficiently organize and manage your search results to enhance your research process.

Advanced Search Techniques

Boolean Operators

Unlock the power of AND, OR, and NOT to refine your search queries and obtain more precise results.

- AND: Combine keywords
- OR: Expand your search
- NOT: Exclude unwanted results

Phrase Searching

Use quotation marks to search for an exact phrase, ensuring that the words appear together in that particular order.

- Example: "climate change"

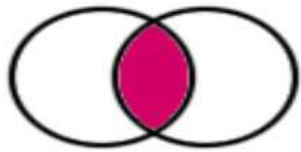
Advanced Filters

Utilize filters to narrow down your search by date, author, publication, and more. Find the most relevant articles in seconds.

- Filter by year, author, publication, and more

عملگر "و" AND

زمانی استفاده می شود که بخواهیم هر دو مفهوم یا کلیدواژه در نتایج جستجوی ما وجود داشته باشد.



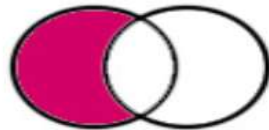
عملگر "یا" OR

زمانی که بخواهیم حداقل یکی از کلیدواژه ها یا مفاهیم در نتیجه جستجوی ما وجود داشته باشد.



عملگر "نه" AND NOT

زمانی که بخواهیم کلیدواژه یا مفهوم دوم در نتیجه جستجوی ما وجود نداشته باشد.



diabetes AND NOT child

Make sure all words are spelled correctly.
Try different keywords.
Try more general keywords.
Try fewer keywords.

Challenges and Limitations of Using Google Scholar

Incomplete and Biased Content

Explore the potential limitations of Google Scholar, including incomplete coverage and possible bias in research articles.

Difficulty in Accessing Full-Text Text Articles

Learn how to overcome challenges related to accessing full-text articles and gain access to valuable research resources.

Lack of Quality Control and Peer Review

Understand the importance of critically evaluating sources found on Google Scholar due to the absence of traditional peer review processes.



How to Create a Google Scholar Profile

Welcome to our guide on creating a Google Scholar profile! In this presentation, we will explore the benefits, step-by-step instructions, customization options, and more.

The Benefits of Having a Google Scholar Scholar Profile

Increased Visibility

Showcase your work to researchers, peers, peers, and potential collaborators around around the world.

Tracking Citations

Stay informed about who is citing your your research and how it influences the the academic community.

Networking Opportunities

Connect with other researchers and discover new collaborations and research projects. projects.



Step-by-Step Guide to Creating a Google Scholar Profile

1

Sign In to Google

If you don't have a Google account, create one. Otherwise, sign in with your existing account.

2

Go to Google Scholar

Visit the Google Scholar website and navigate to your personal profile settings.

3

Fill in Your Details

Provide information about your affiliation, research interests, and contact information.




Adding Publications and Citations to Your Profile



Search for Your Publications

Use Google Scholar's search feature to find your published articles and mark them as yours.



Claim Your Citations

Review the citations on Google Scholar and ensure they are accurately attributed to your work.



Stay Up-to-Date

Regularly update your profile with your latest publications and monitor your citation count.

Customizing Your Profile Settings

1

Profile Visibility

Choose the visibility settings that suit your needs, from public to private or specific research groups.

2

Research Interests

Specify your areas of interest, allowing others to discover your expertise and potential collaboration opportunities.

3

Profile Picture

Add a professional photo to personalize your profile and create a stronger connection with connection with the academic community.





Enhancing Your Profile

1

Showcase Your Publications

Select your most impactful publications and highlight them to create a compelling profile.

2

Building Citations

Track and manage your citations to demonstrate the impact of your research and strengthen your academic standing.

3

Networking Opportunities

Expand your professional network by connecting with other researchers and potential collaborators.

Using Google Scholar Metrics to Measure Impact

H-Index

Determine the impact of your research by assessing the number of citations and published papers.

Citation Count

Understand the reach and influence of your work by work by tracking the number of times it has been been cited by others.

Tips for Managing Your Google Scholar Profile

1

Regular Updates

Keep your profile up-to-date with your latest publications, contact information, and research research interests.

2

Screen for Accuracy

Periodically review your profile for any inaccuracies in publication listings or citation attribution.

3

Engage with the Community

Interact with other researchers by leaving comments on their work or participating in relevant discussions.



Q&A and Conclusion

Now that you know how to create and manage your Google Scholar profile, it's time for your questions. Remember, a well-maintained profile can significantly impact your academic career. Good luck!

در تهیه این پاورپوینت از هوش مصنوعی کمک گرفته شده است.



Made with Gamma